

Scaled data based on original data using
LM-79-2019 Approved Method: Electrical and Photometric Measurements of Solid-
State Lighting Products

Test Report Prepared for
Cooper Lighting Solutions

Brand: STREETWORKS

Report Number: P385540

Luminaire Tested: GAW-SA1A-760-U-5WQ

Issue Date: 3/3/2020

Test Information

Test Method: LM-79-2019
Report Number: P385540
TEST IS SCALED FROM IESNA LM-79-08 TEST DATA (G2-1903-205-2)
Test Lab: INNOVATION CENTER
Issue Date: 3/3/2020
Manufacturer: COOPER LIGHTING SOLUTIONS
Product Line: STREETWORKS
Catalog Number: GAW-SA1A-760-U-5WQ
Description: GALLEON WALL LUMINAIRE
(1) 70 CRI, 5700K, 615mA LIGHTSQUARE WITH 16 LEDS AND TYPE V WIDE OPTICS
Light Source: -
Ballast/Driver: ELECTRONIC DRIVER

Summary

Lumens per Lamp: N/A
Luminaire Lumens: 5243 lumens
Efficiency: N/A
Efficacy: 154.2 lumens/watt
Luminous Opening: Rectangular (W 0.5' x L: 0.5' x H: 0')
IES Classification: Type V - Short
BUG Rating: B3 - U0 - G1

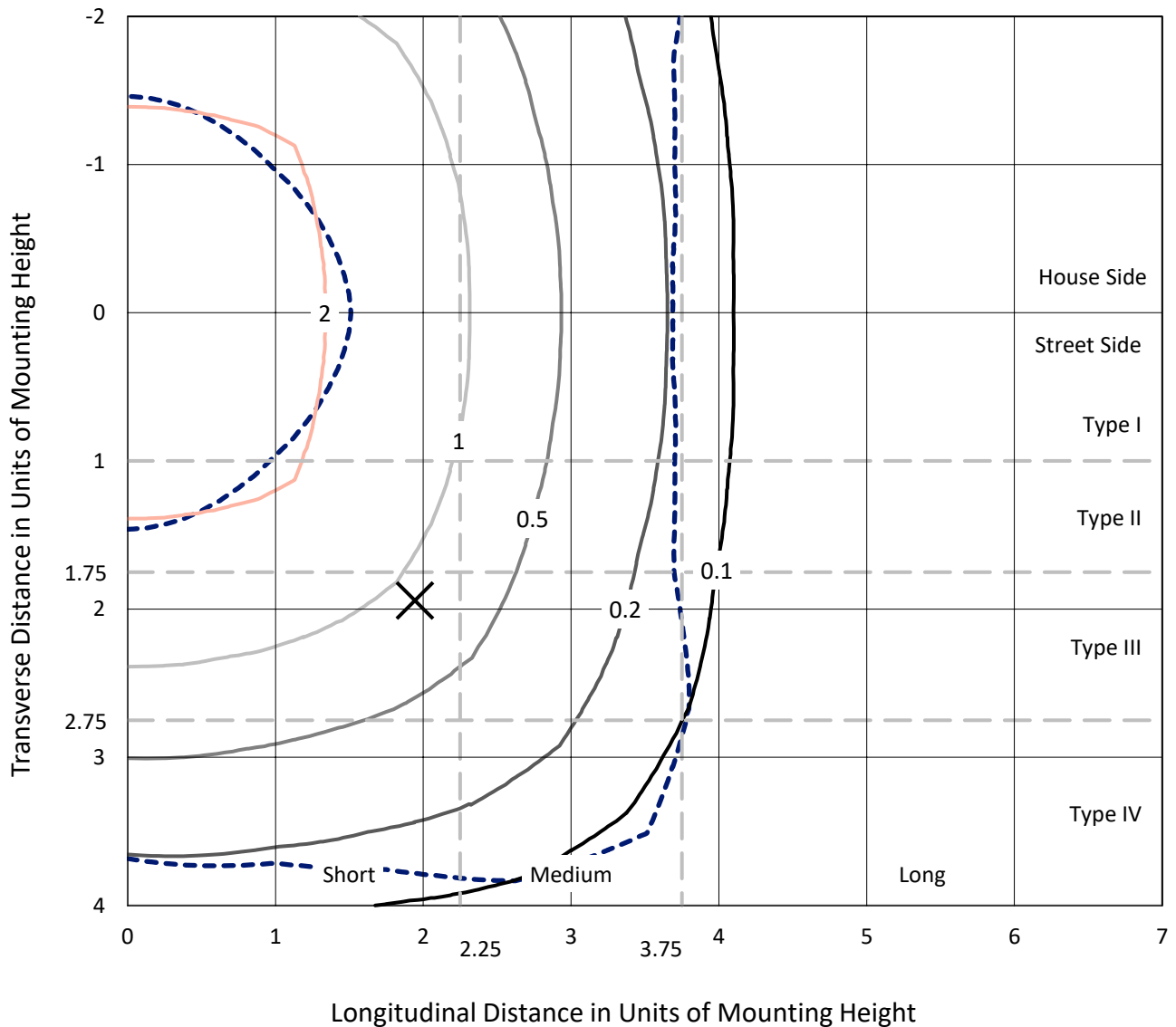
Input Watts (W): 34
Input Voltage (V): NR
Input Current (Ain): NR
Voltage Rise (V): NR
Power Factor: NR
Total Harmonic Distortion (THDi): NR
Frequency (hertz): 60
Stabilization Time: NR
Operation Time: NR
Ambient Temperature (°C): NR
Test Distance: 28.75 FT



REPORT NUMBER: P385540
 CATALOG NUMBER: GAW-SA1A-760-U-5WQ

Iso-Footcandle Lines of Horizontal Illumination

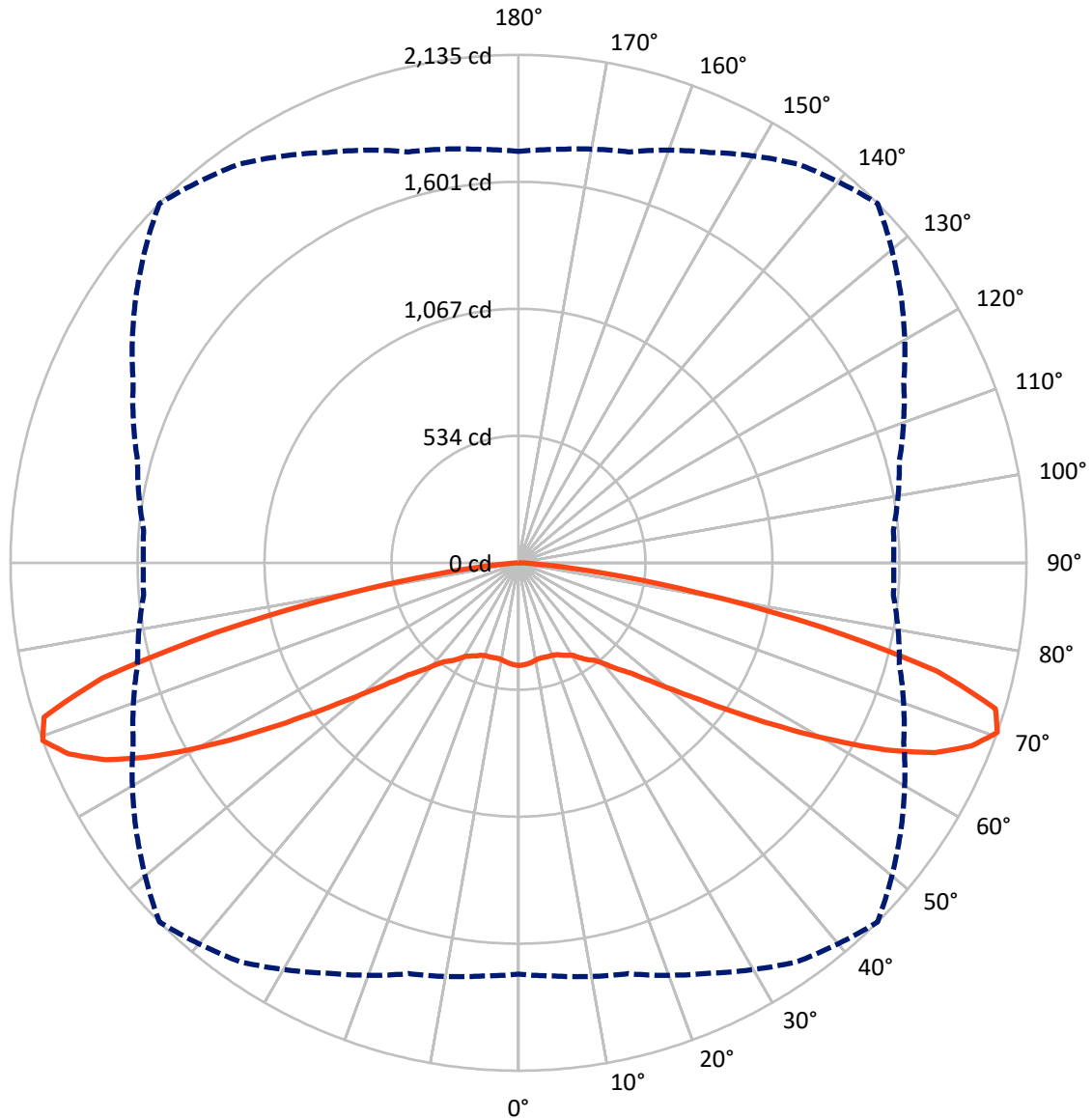
× Max cd
 - - - 1/2 Max cd



Based on 10 foot mounting height. Maximum calculated value = 4.3 fc
 Type V - Short - N/A

REPORT NUMBER: P385540
CATALOG NUMBER: GAW-SA1A-760-U-5WQ

Luminous Intensity Polar Plot



— Vertical Plane Through 45-Deg Lateral - - - Horizontal Cone Through 70-Deg Vertical

REPORT NUMBER: P385540
 CATALOG NUMBER: GAW-SA1A-760-U-5WQ

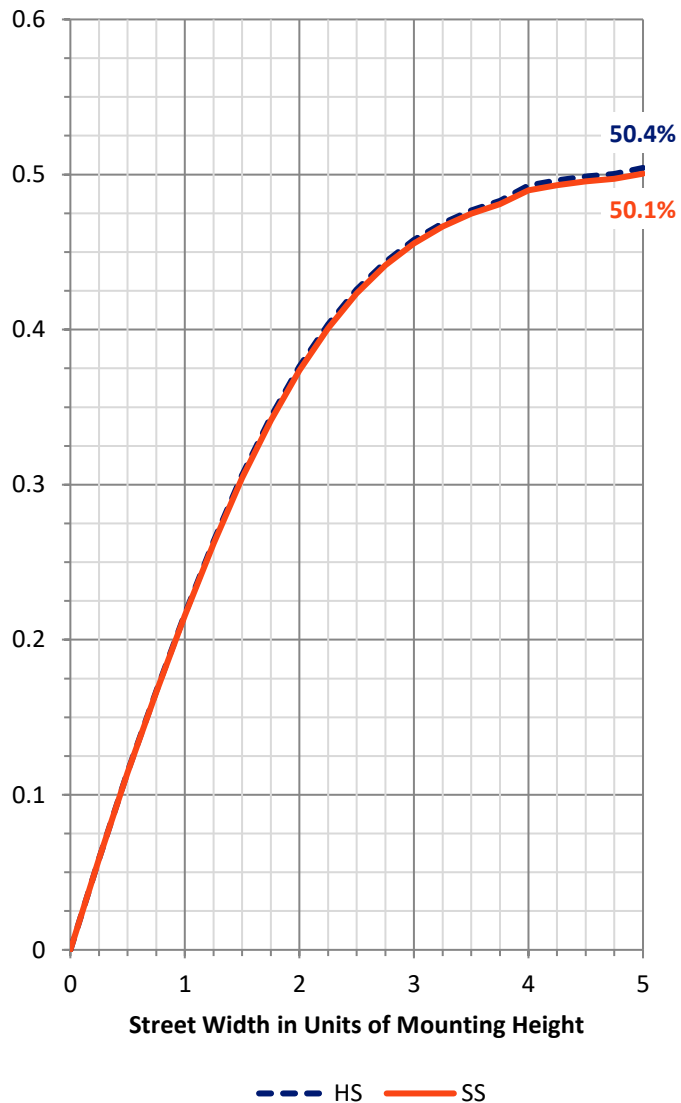
FLUX DISTRIBUTION:

		Downward	Upward	Total
House Side	Lumens	2621.5	0.0	2621.5
	% Fixture	50.0	0.0	50.0
Street Side	Lumens	2621.5	0.0	2621.5
	% Fixture	50.0	0.0	50.0
Total	Lumens	5243.0	0.0	5243.0
	% Fixture	100.0	0.0	100.0

ZONAL LUMENS:

Zone	Lumens	% Fixture
0°-10°	40.3	0.8
10°-20°	117.6	2.2
20°-30°	200.6	3.8
30°-40°	313.4	6.0
40°-50°	531.1	10.1
50°-60°	968.6	18.5
60°-70°	1667.5	31.8
70°-80°	1307.0	24.9
80°-90°	96.9	1.8
90°-100°	0.0	0.0
100°-110°	0.0	0.0
110°-120°	0.0	0.0
120°-130°	0.0	0.0
130°-140°	0.0	0.0
140°-150°	0.0	0.0
150°-160°	0.0	0.0
160°-170°	0.0	0.0
170°-180°	0.0	0.0
0°-90°	5243.0	100.0
0°-180°	5243.0	100.0

Coefficient of Utilization



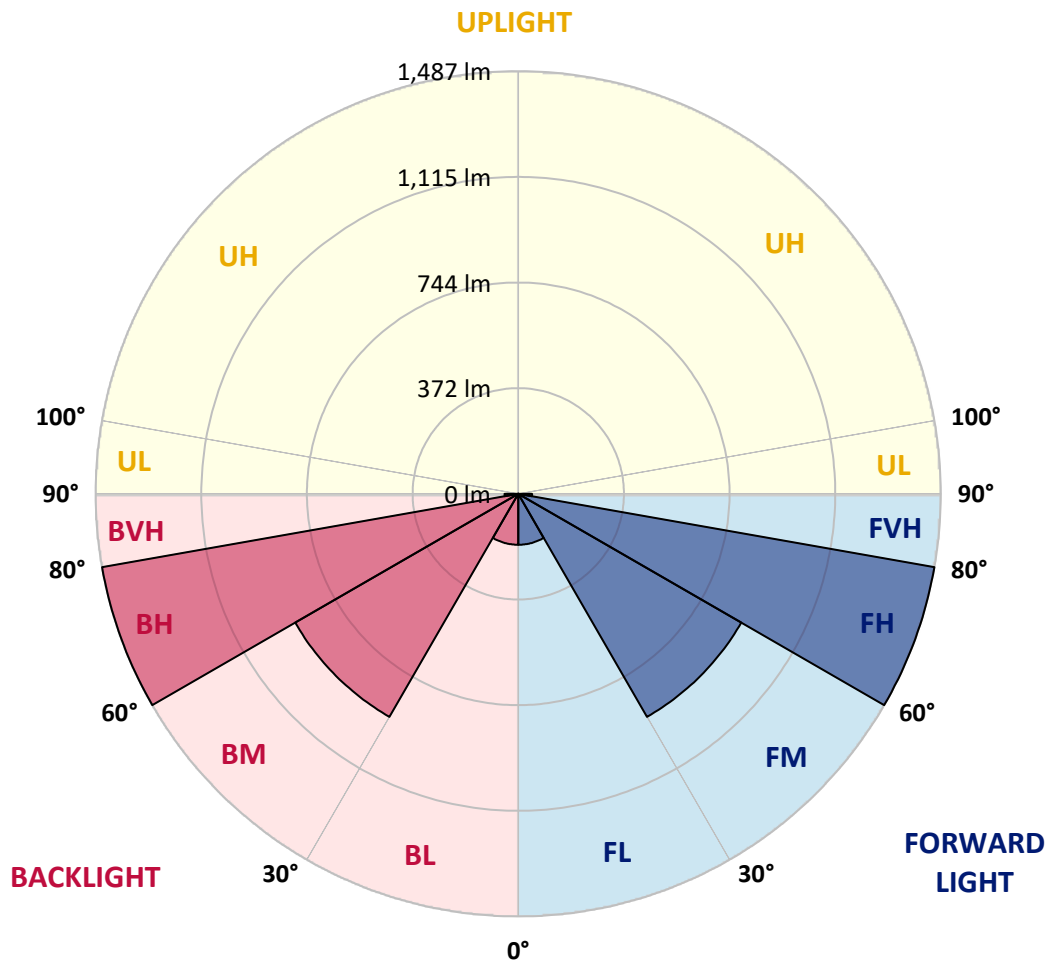
REPORT NUMBER: P385540
 CATALOG NUMBER: GAW-SA1A-760-U-5WQ

LUMINAIRE CLASSIFICATION SYSTEM LUMEN TABLE AND BUG RATING:

Zone	Lumens	% Fixture	Zone Rating/Lumen Limit		
			B	U	G
FL (0°-30°)	179.2	3.4			
FM (30°-60°)	906.6	17.3			
FH (60°-80°)	1487.2	28.4			G1/1800
FVH (80°-90°)	48.5	0.9			G1/100
BL (0°-30°)	179.2	3.4	B1/500		
BM (30°-60°)	906.6	17.3	B1/1000		
BH (60°-80°)	1487.2	28.4	B3/2500		G1/1800
BVH (80°-90°)	48.5	0.9			G1/100
UL (90°-100°)	0.0	0.0		U0/0	
UH (100°-180°)	0.0	0.0		U0/0	

BUG Rating: B3-U0-G1

Type V Short





REPORT NUMBER: P385540
 CATALOG NUMBER: GAW-SA1A-760-U-5WQ

CANDELA DISTRIBUTION (FULL):

	0°	5°	15°	25°	35°	45°	55°	65°	75°	85°	90°
0°	431.5	431.5	431.5	431.5	431.5	431.5	431.5	431.5	431.5	431.5	431.5
2.5°	429.6	430.1	429.6	429.9	429.1	429.4	429.4	429.4	429.2	429.4	429.1
5°	425.8	426.1	425.4	425.8	425.3	425.8	425.9	425.8	425.4	425.6	424.9
7.5°	420.1	420.4	419.9	420.4	419.7	420.6	420.4	419.9	419.4	419.4	418.7
10°	416.9	417.1	415.7	415.2	413.6	414.0	414.5	415.0	415.5	416.6	416.4
12.5°	417.1	417.1	415.0	412.8	410.5	411.0	411.9	413.8	415.9	417.8	418.0
15°	418.8	418.7	415.5	411.9	410.3	411.9	412.4	413.6	416.9	420.2	420.4
17.5°	420.1	420.1	415.2	411.0	410.9	413.3	413.1	413.6	417.3	422.1	422.3
20°	422.3	422.3	416.1	411.6	411.6	414.2	414.3	415.2	418.8	424.2	425.1
22.5°	427.3	427.5	420.9	417.3	417.6	419.2	419.7	421.1	424.4	430.3	431.3
25°	434.4	434.8	428.0	425.9	427.2	430.1	429.8	430.8	434.4	440.2	441.2
27.5°	444.3	443.5	437.2	436.4	437.6	439.7	439.5	439.7	442.6	447.8	449.0
30°	457.2	456.8	452.3	452.8	452.3	451.6	451.8	453.2	454.7	458.9	460.1
32.5°	469.7	470.0	467.2	469.8	473.6	476.2	472.3	468.4	466.7	469.0	470.0
35°	492.2	493.1	488.7	487.0	492.2	499.8	488.6	482.3	485.8	488.7	489.6
37.5°	530.5	531.0	523.8	516.8	513.0	520.3	509.0	509.5	521.7	527.2	527.1
40°	574.2	574.4	569.6	563.5	556.9	558.6	554.1	555.5	563.5	568.5	569.9
42.5°	626.3	625.7	618.1	609.4	607.5	609.3	601.6	600.6	609.8	618.8	619.0
45°	693.7	692.5	682.6	673.1	663.9	660.1	658.2	663.2	675.9	684.2	684.4
47.5°	766.4	763.1	757.9	750.3	742.3	738.5	735.4	737.8	747.0	750.3	750.6
50°	841.1	841.8	842.9	839.9	837.0	835.8	827.6	822.9	825.7	819.6	818.8
52.5°	929.8	931.2	941.2	949.7	954.7	957.3	941.9	925.8	916.8	905.0	901.5
55°	1034.4	1036.6	1051.3	1074.9	1099.2	1112.0	1084.1	1053.9	1026.0	1004.0	996.9
57.5°	1150.9	1154.9	1175.2	1220.4	1270.2	1300.6	1253.4	1198.6	1144.7	1112.9	1107.4
60°	1287.6	1291.4	1319.5	1384.3	1465.0	1510.6	1439.1	1349.5	1282.4	1252.0	1241.8
62.5°	1450.2	1450.6	1485.1	1560.9	1667.4	1730.9	1634.1	1514.2	1445.0	1408.4	1398.6
65°	1625.2	1626.1	1661.8	1743.7	1853.8	1922.8	1813.6	1688.7	1604.1	1550.1	1542.5
67.5°	1748.9	1752.5	1790.2	1888.7	1991.7	2054.0	1940.9	1799.7	1701.9	1637.5	1631.1
70°	1729.1	1743.3	1787.6	1902.6	2045.8	2134.6	1961.5	1786.5	1657.5	1581.5	1576.2
72.5°	1508.0	1535.2	1594.2	1745.1	1974.2	2096.4	1849.0	1600.1	1454.1	1389.4	1379.7
75°	1026.9	1071.1	1160.1	1377.7	1686.6	1815.1	1556.6	1275.8	1138.4	1048.9	1042.3
77.5°	457.9	467.9	580.7	831.3	1163.9	1303.5	1131.0	834.6	626.4	499.7	472.9
80°	127.6	129.2	172.4	309.6	582.6	765.9	625.4	325.2	182.8	128.9	121.4
82.5°	40.6	44.1	53.8	80.3	195.8	349.5	201.0	86.7	61.7	49.3	44.4
85°	19.8	19.6	27.2	32.6	49.9	77.4	53.2	40.2	35.2	23.4	21.2
87.5°	8.3	8.5	12.7	11.4	14.6	12.5	17.2	18.0	18.9	10.4	9.0
90°	0.0	0.0	0.0	0.0	0.0	0.0	0.0	0.0	0.0	0.0	0.0

(END OF REPORT)